

GMRIT - EXAMINATION SECTION


Pass percentage of students of the final year eligible for the degree program

2016 Outgoing batch (2012 Admitted batch)

Branch	No. of Students	No. of Students Passed	Pass percentage	Percentage of students eligible for the degree (program-wise)	Minimum CGPA	Maximum CGPA	Single subject failure
CE	67	55	82.09	82.09	5.47	8.99	4
EEE	135	118	87.41	87.41	5.86	9.36	6
ME	138	127	92.03	92.03	5.71	8.99	6
ECE	203	170	83.74	83.74	5.58	9.21	12
CSE	128	114	89.06	89.06	5.42	8.95	7
CHEM	43	31	72.09	72.09	6.29	9.04	7
IT	52	40	76.92	76.92	6.01	8.70	4
PE	70	57	81.43	81.43	5.59	9.01	3



ACE



Controller of Examinations

GMRIT - EXAMINATION SECTION


Pass percentage of students of the final year eligible for the degree program

2017 Outgoing batch (2013 Admitted batch)

Branch	No. of Students	No. of Students Passed	Pass percentage	Percentage of students eligible for the degree (program-wise)	Minimum CGPA	Maximum CGPA	Single subject failure
CE	68	60	88.24	88.24	5.36	8.99	1
EEE	129	102	79.07	79.07	5.84	9.17	8
ME	134	118	88.06	88.06	5.51	8.99	6
ECE	197	157	79.70	79.70	5.78	9.29	13
CSE	152	115	75.66	75.66	5.50	8.87	1
CHEM	42	22	52.38	52.38	5.87	9.80	2
IT	39	36	92.31	92.31	6.12	8.81	0
PE	59	44	74.58	74.58	5.78	9.15	6



ACE




Controller of Examinations


GMRIT - EXAMINATION SECTION

Pass percentage of students of the final year eligible for the degree program

2018 Outgoing batch (2014 Admitted batch)

Branch	No. of Students	No. of Students Passed	Pass percentage	Percentage of students eligible for the degree (program-wise)	Minimum CGPA	Maximum CGPA	Single subject failure
CE	67	47	70.15	70.15	5.29	9.02	1
EEE	137	104	75.91	75.91	5.44	8.90	1
ME	146	123	84.25	84.25	5.71	9.10	3
ECE	198	144	72.73	72.73	5.83	8.96	5
CSE	188	149	79.26	79.26	5.63	9.09	9
CHEM	24	11	45.83	45.83	6.75	9.44	1
IT	42	33	78.57	78.57	6.28	8.50	1
PE	44	28	63.64	63.64	5.60	8.85	2


ACE


Controller of Examinations

GMRIT - EXAMINATION SECTION


Pass percentage of students of the final year eligible for the degree program

2019 Outgoing batch (2015 Admitted batch)

Branch	No. of Students	No. of Students Passed	Pass percentage	Percentage of students eligible for the degree (program-wise)	Minimum CGPA	Maximum CGPA	Single subject failure
CE	72	57	79.17	79.17	5.63	8.96	5
EEE	124	102	82.26	82.26	5.47	9.22	5
ME	134	112	83.58	83.58	6.13	9.08	10
ECE	197	151	76.65	76.65	5.86	9.11	8
CSE	171	147	85.96	85.96	5.50	8.94	4
CHEM	40	31	77.50	77.50	6.07	8.94	2
IT	43	40	93.02	93.02	5.77	8.64	0
PE	50	33	66.00	66.00	5.77	8.91	9



ACE



Controller of Examinations


GMRIT - EXAMINATION SECTION

Pass percentage of students of the final year eligible for the degree program
2020 Outgoing batch

Branch	No.of students	No.of students passes	Pass Percentage	Pass Percentage of students eligible for the degree (program-wise)
CE	117	115	98.29	98.29
EEE	124	121	97.58	97.58
ME	130	127	97.69	97.69
ECE	193	189	97.93	97.93
CSE	180	178	98.89	98.89
CHEM	31	31	100.00	100.00
IT	59	57	96.61	96.61



ACE



Controller of Examinations